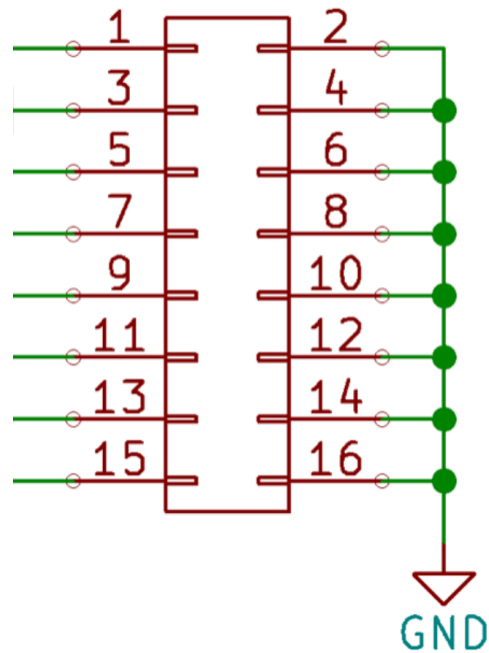
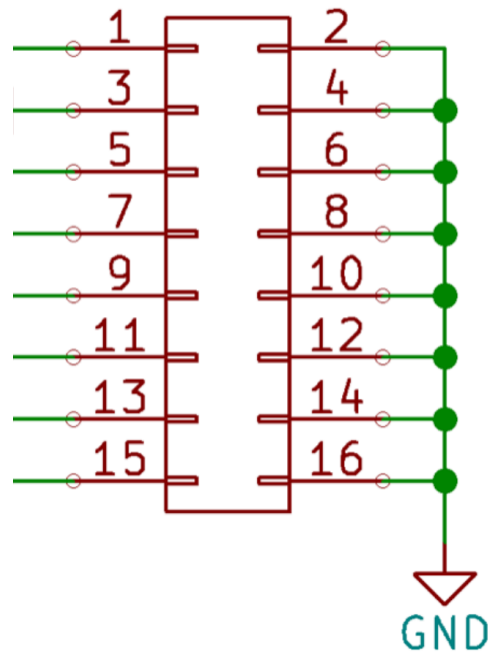


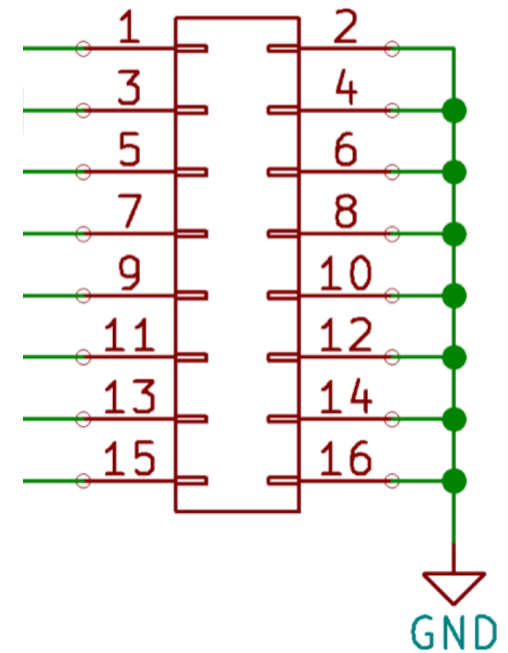
Board A



Board B



Board C



Pin definitions:

- +12V - main power supplied from Master to slave
- MDI - Master Data In / I2S Data In of Master DSP / I2S Data Out of Slave
- MDO - Master Data Out / I2S Data Out of Master DSP / I2S Data In of Slave
- BCLK - Bit Clock / I2S BCLK - provided by Master
- LRCLK - Left-Right Clock / I2S LRCLK - provided by Master
- SDA/SCL - I2C Interface for control purposes
- MCLK - Master Clock / provided by MCLK distribution circuit on Master to supply Slave with MCLK