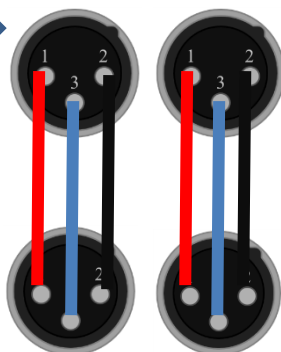



Balanced source on
"Balanced Input 1"



Unbalanced source on
"Balanced Input 2"



Find a 6 pole 2 position rotary switch.

The rotary switch will switch "+" and "-"
and also "ground".

230V Input:
PE-Conductor will
be connected to
chassis



Left



Right

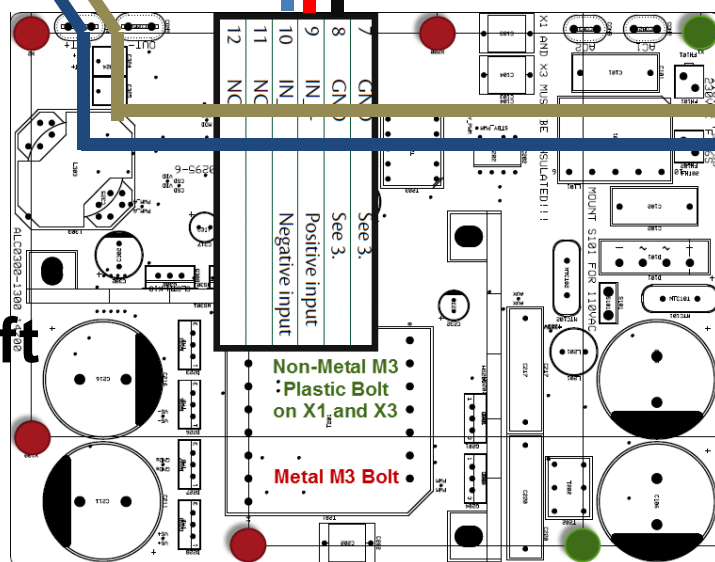
Left



Right

6 Pole 2 Postion Rotary Switch

Left



Right

