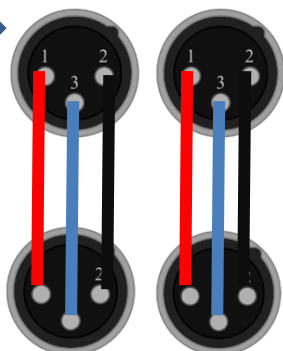



Balanced source on
"Balanced Input 1"



Unbalanced source on
"Balanced Input 2"



Connect all "Grounds" independent if left
or right or which input and connect to to a
ground pin (Pin 3/7/8) on both amplifiers.

The rotary switch will switch "+" and "-".

230V Input:
PE-Conductor will
be connected to
chassis

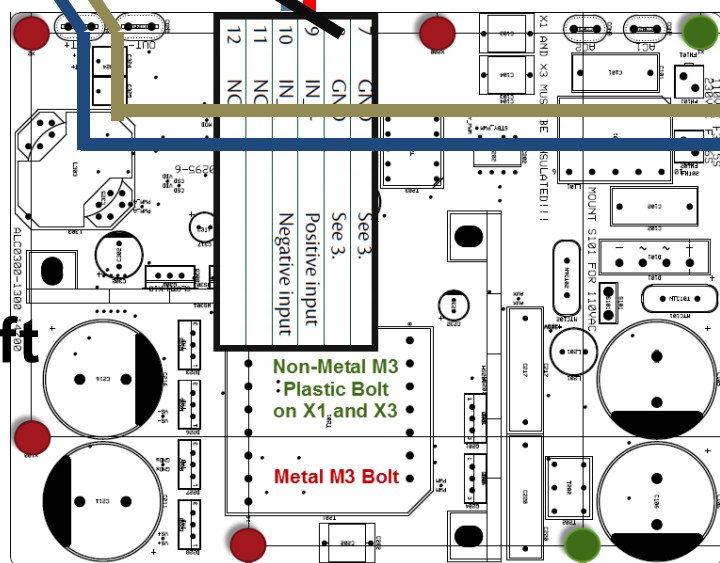


Left Right

Left Right

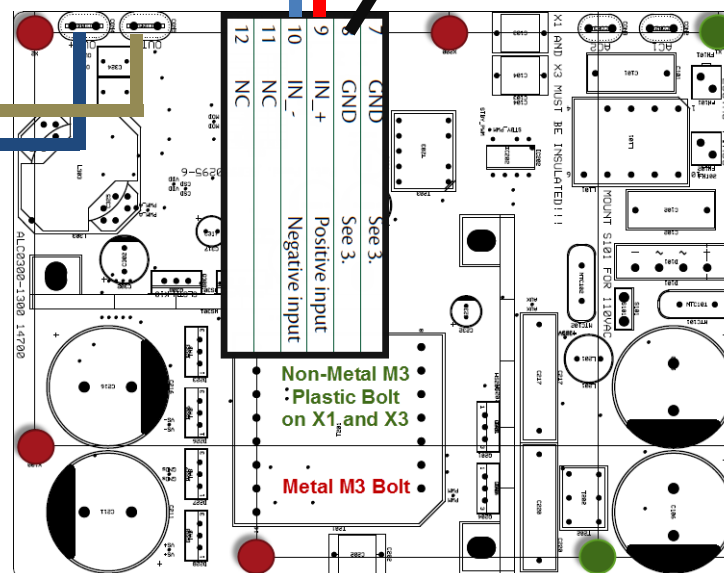
4 Pole 2 Postion Rotary Switch: ELMA01-1424

Left



Non-Metal M3
Plastic Bolt
on X1 and X3

Metal M3 Bolt



Non-Metal M3
Plastic Bolt
on X1 and X3

Metal M3 Bolt

Right