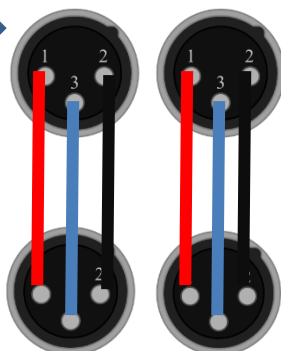



Balanced source on
"Balanced Input 1"



Unbalanced source on
"Balanced Input 2"



230V Input:
PE-Conductor will
be connected to
chassis



Left



Right

Left



Right

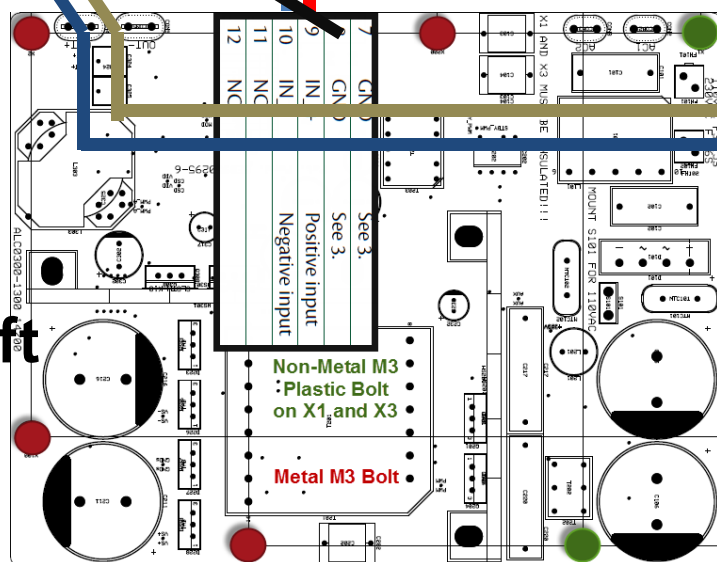
Connect both "Left Ground-Pins" to a
Ground Pin on the Left amplifier board
(Pin 3/7/8)

Connect both "Right Ground-Pins" to a
Ground Pin on the Right amplifier board
(Pin 3/7/8).

The rotary switch will switch "+" and "-".

4 Pole 2 Position Rotary Switch: ELMA01-1424

Left



Right

